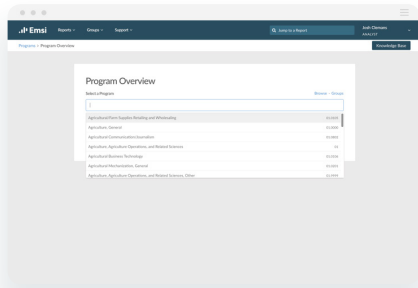




How Analyst Helps With Program Alignment

“Should we offer a new cybersecurity program?” “Does our registered nurses program meet regional demand?” “Should we downsize or remove this program?” These are the kinds of questions you can answer with Analyst! Follow the simple five-step process below to make sure your programs stay relevant.

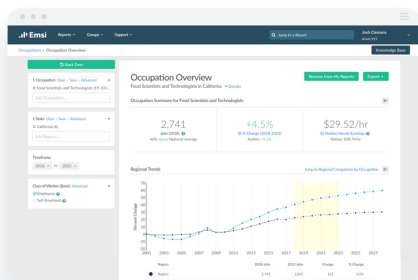
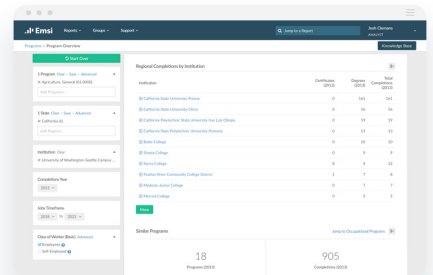


1. Enter the program in question

Search by program (CIP) or keyword/skill.

2. Define the competitive landscape

Identify nearby institutions that offer similar programs. Are they already producing enough graduates?

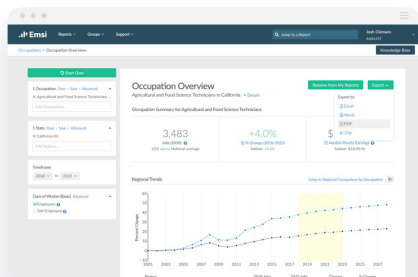
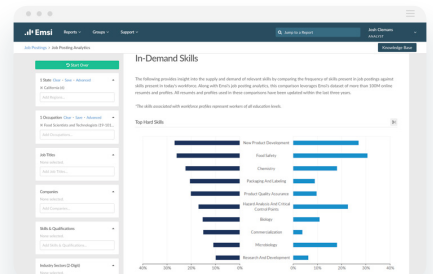


3. Explore labor market demand

Check the growth, wages, and demand for your program’s target occupation. Does your region need more graduates? Is the occupation compelling to students?

4. Determine relevant skills

Discover the skills that employers are asking for within the target occupation.



5. Export report

Save your beautifully designed report in Excel, Word, or PDF.