

# emsi Analyst

## Version 3.0

*Essential data about your workforce and economy.*

*Analyst is a web-based tool that gives you instant access to key regional information on human capital, industries, and occupations. Analyst does this by tapping into EMSI's collection of more than 80 federal and state data sources—the most comprehensive and up-to-date employment data available. Analyst gathers the necessary data so you can make informed, clear, and objective decisions.*

### WHAT SETS ANALYST APART?

#### INTERFACE

- Designed with the end user in mind
- Build regions and get into the data with no hassles
- Easily create, save, and export custom reports

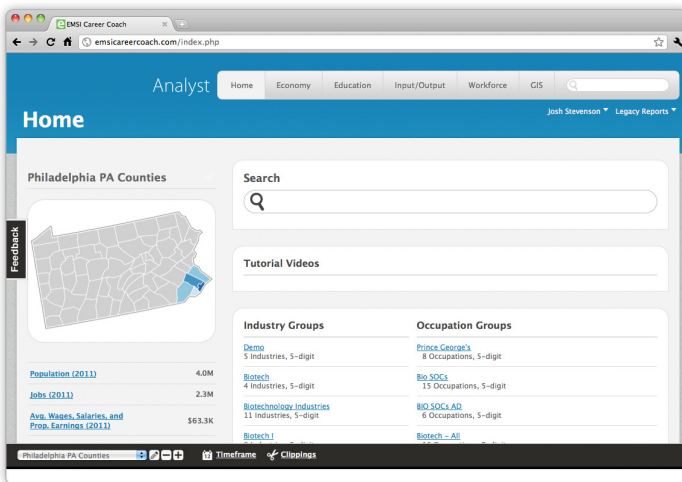
#### DATA

- A composite of more than 80 federal, state, and private data sources
- Stay up-to-date with EMSI's quarterly data releases
- Seamlessly create data for any county, ZIP, MSA, or multi-state region

#### EFFICIENCY

- Spend more time analyzing the data and less hunting
- Produce presentation-ready formats
- Tap into EMSI's free customer service to learn more about the data

### FEATURES



- **Dashboards:** so you can see relevant data on one easy-to-read page
- **Search:** so you can easily find what you're looking for
- **Linked Data:** so you can move from industries to occupations to programs in seconds
- **Toolbar:** so you can create and switch regions, adjust time frames, and export data, all from one place
- **Customer Service:** so you can get help from our experienced staff

### ANALYST IS USED BY

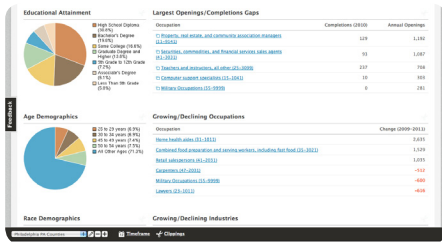
- **Education** — Education professionals use Analyst to improve the connections between their programs and the labor market.
- **Workforce** — Analyst helps workforce pros understand local labor markets so they can better connect employers and jobseekers.
- **Economic Development** — Analyst provides economic developers with the data necessary to better serve local businesses, educators, and workforce professionals.

*Economic Modeling Specialists Inc. (EMSI) provides high-quality employment data and economic analysis via web tools and custom reports.*

VISIT [WWW.ECONOMICMODELING.COM](http://WWW.ECONOMICMODELING.COM) FOR MORE INFORMATION.



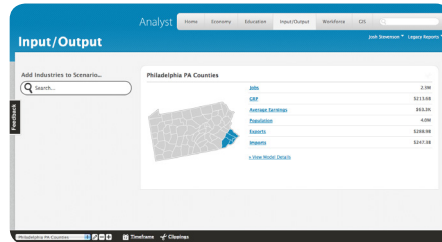
# ANALYST COMES WITH 5 USER-FRIENDLY SECTIONS THAT HELP YOU GET THE MOST OUT OF THE DATA



## ECONOMY

**New Data** – Job counts by age, gender, industry, and occupation.

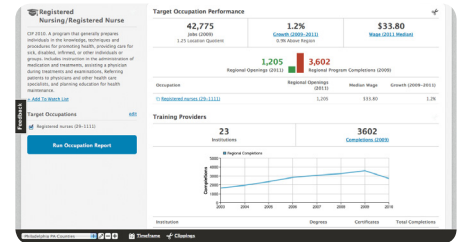
**Enhanced Data Tables** – We've given more focus to the data tables in A3. Also, you can change variables (timeframe, region) or add new columns without leaving the page.



## INPUT/OUTPUT

**Anticipate Changes** – Understand business expansions and contractions like never before.

**Mold your Region** – Identify where you're missing opportunities to develop, close off dollar leakage, and strengthen your economy.



## EDUCATION

**Analysis of Gaps in Training** – Compare program completers and job openings to identify where supply and demand are out of sync. Focus in, close gaps, and strengthen your economy.

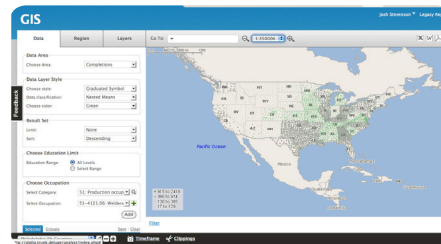
**Program Dashboards** – Upload programs and link them to jobs, so that deans, VPs of instruction, and researchers can jump in for quick check-ups.

SOC Code	Description	2009 Salary	2011 Salary	Change	Openings	% Openings	Annual Completions	Skills Match Rate
11-1011	Chief executives	8,471	12,822	+4,351	81	0%	142	100.00
11-1012	General and operations managers	16,098	18,813	+2,715	940	0%	416	44.27
11-1013	Logisticians	647	658	+11	36	0%	18	50.00
11-1014	Advertising and promotions managers	719	728	+9	83	0%	18	21.69
11-1022	Marketing managers	2,893	2,893	0	133	0%	95	71.43
11-1023	Sales managers	5,038	5,102	+64	365	0%	152	41.64
11-1014	Public relations managers	615	615	0	46	0%	27	58.70
11-1011	Administrative services managers	4,344	4,311	-33	204	0%	127	62.26
11-1012	Computer and information systems managers	5,095	5,095	0	218	0%	103	47.25
11-1011	Financial managers	6,415	6,415	0	164	0%	108	65.86
11-1011	Construction and extraction managers	817	817	0	101	0%	27	26.73

## WORKFORCE

**Compare Jobs** – Find out the knowledge, skill, and ability difference between a nurse and a home health aide. Or a computer programmer and a network administrator.

**Labor Pool** – Pinpoint the skill concentrations in your region and show off your strengths.



## GIS

**Map** – Make compelling visualizations of industry, occupation, and other EMSI data for reports and presentations.

**Compare** – Stack up all of your region's counties to find the greatest growth for software engineering jobs. Compare your state against all others to show your higher wages for administrative assistants.

Economic Modeling Specialists Inc. (EMSI) provides high-quality employment data and economic analysis via web tools and custom reports

## CONTACT US TO LEARN MORE

Please contact [rob@economicmodeling.com](mailto:rob@economicmodeling.com) or call 208-883-3500

Economic Modeling Specialists Inc. (EMSI) provides high-quality employment data and economic analysis via web tools and custom reports.

VISIT [WWW.ECONOMICMODELING.COM](http://WWW.ECONOMICMODELING.COM) FOR MORE INFORMATION.

